

RoHS Recast Compliant

USB-Disk Module 2A-M

Product Specifications

August 4, 2017

Version 1.0



Apacer
Access the best

Apacer Technology Inc.

1F, No.32, Zhongcheng Rd., Tucheng Dist., New Taipei City, Taiwan

Tel: +886-2-2267-8000

Fax: +886-2-2267-2261

www.apacer.com

FEATURES:

- **USB2.0 High-Speed and USB1.1 Full-Speed Compatible Interface**
- **Capacity**
 - 8, 16, 32, 64, 128 GB
- **Performance**
 - Sequential read: Up to 44 MB/sec
 - Sequential write: Up to 43 MB/sec
 - Random read (4K): Up to 2,300 IOPS
 - Random write (4K): Up to 190 IOPS
- **Flash Management**
 - Flash bad-block management
 - Global Wear Leveling
 - BCH (72 bit) Error Detection Code/Error Correction Code (EDC/ECC)
 - S.M.A.R.T.
- **Extended Data Protection (optional)**
 - Write protection setting by jumper for prevention of data overwrites
- **MTBF**
 - > 1,000,000 hours
- **NAND Flash Type: MLC**
- **Support Boot-up Function for OS**
 - Windows: WinXP/7 or later
 - Mac: 10.2.8 or later
 - Linux: 2.4.10 or later
- **Temperature Range**
 - Operating:
 - Standard: 0°C to 70°C
 - Extended: -40°C to 85°C
 - Storage: -40°C to 85°C
- **Power Consumption**
 - Operating voltage: 5V (with a certain percentage of tolerance)
 - Active mode: 125 mA
 - Idle mode: 50 mA
- **Connector**
 - 10-pin (2x5) female header in 2.54mm
- **RoHS Recast Compliant (2011/65/EU)**
- **Support Non-Removable Setting**
- **S.M.A.R.T. Support**

*Varies from capacities. The results for performance and power consumption addressed here may vary in real world platforms.

TABLE OF CONTENTS

1. General Description	3
1.1 Performance-Optimized Controller	3
1.1.1 Error Correction Code (ECC)	3
1.1.2 Global Wear Leveling	3
1.1.3 Write Protection Mode (optional)	3
2. Functional Block Diagram	4
3. Pin Assignment	5
3.1 Type A, Type B, and Type C	5
3.2 Type D (STD)	6
4. Performance & Reliability Specifications	7
4.1 Capacity Specifications	7
4.2 Performance Specifications	7
4.3 Environmental Specifications	8
4.4 Mean Time Between Failures (MTBF)	8
4.5 Certification and Compliance	8
5. Electrical Specifications	9
5.1 Operating Conditions	9
5.2 AC Characteristics	10
6. Physical Dimensions	11
6.1 Horizontal Design	11
6.1.1 Type A (STD 90D)	11
6.1.2 Type B (STD 90D-MH)	12
6.1.3 Type C (STD 90D-MS)	13
6.2 Vertical Design	14
6.2.1 Type D (STD 180D)	14
7. Product Ordering Information	15
7.1 Product Code Designations	15
7.2 Valid Combinations	16
7.2.1 Type A (STD 90D) Standard 90 Degree	16
7.2.2 Type B (STD 90D-MH) Standard 90 Degree Mounting Header	16
7.2.3 Type C (STD 90D-MS) Standard 90 Degree Mounting Screw	16
7.2.4 Type D (STD 180D) Standard 180 Degree	16
7.2.5 Type A (STD 90D) NR Standard 90 Degree	17
7.2.6 Type B (STD 90D-MH) Standard 90 Degree Mounting Header	17
7.2.7 Type C (STD 90D-MS) Standard 90 Degree Mounting Screw	17
7.2.8 Type D (STD 180D) NR Standard 180 Degree	17

1. General Description

Apacer's USB-Disk Module (UDM) is a high performance, embedded solid state drive (SSD) designed to replace a conventional IDE hard disk drive. UDM SSD can be plugged into a standard Embedded USB connector commonly found in desktops, portable PC systems and industrial PC systems. This product is well suited for embedded flash storage applications offering new and expanded functionality as well as more cost-effective designs, better performance and increased reliability.

1.1 Performance-Optimized Controller

The heart of an UDM is the USB controller, which translates standard USB signals into the data and controls of the flash media. This proprietary USB controller is specifically designed to attain high data throughput from host to flash.

1.1.1 Error Correction Code (ECC)

The UDM uses BCH Error Detection Code (EDC) and Error Correction Code (ECC) algorithms which correct up to 72bit random single-bit errors for each 1024-byte block of data depending on spare area of flash memory. High performance is achieved through hardware-based error detection and correction.

1.1.2 Global Wear Leveling

Flash memory can be erased a limited number of times, This number is called the erase cycle limit, or write endurance limit, The erase cycle limit applies to each individual erase block in the flash device.

In a typical application, and especially if a file system is used, specific pages are constantly updated (e.g., the page that contains the FAT, registry, etc.). Without any special handling, these pages would wear out more rapidly than other pages, reducing the lifetime of the entire flash.

To overcome this inherent deficiency, Apacer's USB-Disk Module (UDM) uses Global Wear Leveling algorithm. This algorithm ensures that consecutive writes of a specific sector are not written physically to the same page in the flash. This spreads flash media usage evenly across all pages, thereby maximizing flash lifetime.

The Global Wear Leveling mechanism provides write/erase cycles for reliable data storage over an extended period.

1.1.3 Write Protection Mode (optional)

When the device is configured to the Write-Protection mode, it enhances the data security and protection. This feature prevents the stored data from inadvertent system writes or erases, and viruses.

2. Functional Block Diagram

The USB-Disk Module (UDM) contains a controller, embedded firmware, and Flash Media with a female connector. The UDM interfaces with the host system allowing data to be written to and read from the Flash Media.

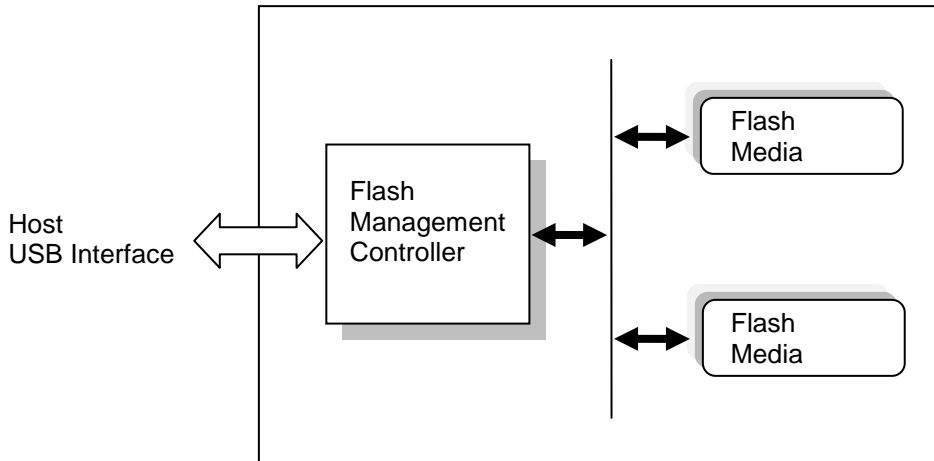


Figure 2-1 Functional Block Diagram

3. Pin Assignment

This chapter provides information on the pin assignments and signal descriptions.

3.1 Type A, Type B, and Type C

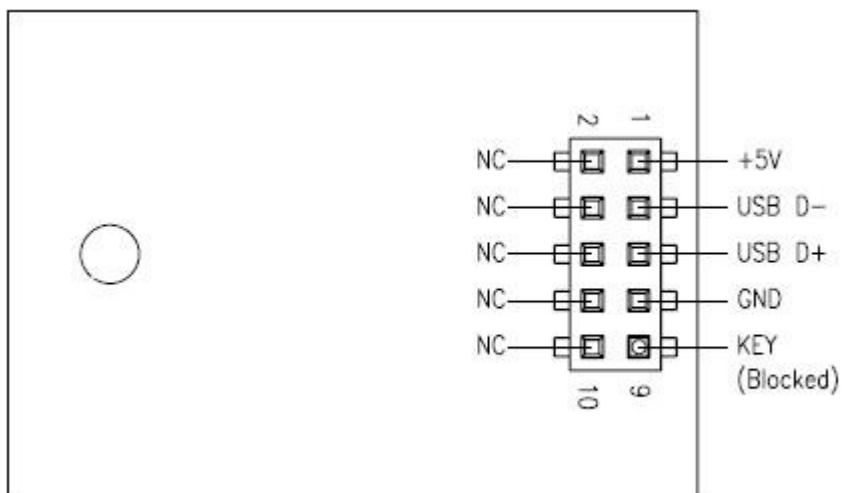


Table 3-1 Pin Assignment of the 10-Pin Configuration in Type A, Type B, and Type C.

Pin	Signal	Pin	Signal
1	+5V	2	N.C
3	USB D-	4	N.C
5	USB D+	6	N.C
7	GND	8	N.C
9	Key (Blocked)	10	N.C

3.2 Type D (STD)

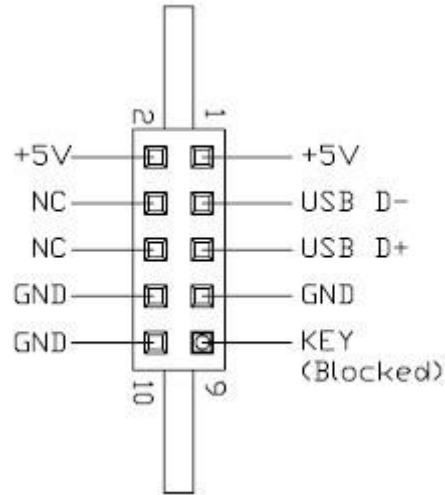


Table 3-2 Pin Assignment of the 10-Pin Configuration in Type D (STD)

Pin	Signal	Pin	Signal
1	+5V	2	+5V
3	USB D-	4	N.C
5	USB D+	6	N.C
7	GND	8	GND
9	Key (Blocked)	10	GND

4. Performance & Reliability Specifications

4.1 Capacity Specifications

The USB-Disk Module product family is available as below table matrix.

Table 4-1 Capacity Specifications

Capacity	Total Bytes
8GB	8,002,748,416
16GB	16,022,257,664
32GB	32,010,944,512
64GB	64,021,889,024
128GB	128,043,745,280

Note: The number of total bytes may vary depending on the file system in use.

4.2 Performance Specifications

Table 4-2 Performance Specifications

Performance \ Capacity	8 GB	16 GB	32 GB	64 GB	128 GB
	Sequential Read* (MB/s)	44	44	44	44
Sequential Write* (MB/s)	26	42	42	42	43
Random Read IOPS** (4K)	1,900	1,800	1,800	1,700	2,300
Random Write IOPS** (4K)	100	115	95	190	35

Note:

Results may differ from various flash configurations or host system setting.

*Sequential performance is based on CrystalDiskMark 5.2.1 with file size 1,000MB.

**Random performance measured using IOMeter with Queue Depth 32.

4.3 Environmental Specifications

Environmental specification of the USB-Disk Module (UDM) product family is available as shown in Table 4-3.

Table 4-3 Environmental Specifications

Item	Specifications	
Temperature	Operating	0°C to 70°C (Standard); -40°C to 85°C (Extended)
	Storage	-40°C to 85°C
Shock	Operating	50(G)/11(ms)/half sine (compliant with MIL-STD-202G)
	Non-operating	1,500(G)/0.5(ms)/half sine (compliant with MIL-STD-202G)
Vibration	Operating	7.69(Grms), 20~2000(Hz)/random (compliant with MIL-STD-810G)
	Non-operating	4.02(Grms), 15~2000(Hz)/random (compliant with MIL-STD-810G)
EMC	FCC, CE	

4.4 Mean Time Between Failures (MTBF)

Mean Time Between Failures (MTBF) is predicted based on reliability data for the individual components in Apacer's USB flash drive. Serving as statistical reference, the prediction result for Apacer's USB is more than 1,000,000 hours.

Note: The MTBF is predicated and calculated based on "Telcordia Technologies Special Report, SR-332, Issue 2" method.

4.5 Certification and Compliance

The USB-Disk Module (UDM) complies with the following standards:

- CE
- FCC
- RoHS Recast
- MIL-STD-810

5. Electrical Specifications

5.1 Operating Conditions

Caution: Absolute Maximum Stress Ratings – Applied conditions greater than those listed under “Absolute Maximum Stress Ratings” may cause permanent damage to the device. This is a stress rating only and functional operation of the device at these conditions or conditions greater than those defined in the operational sections of this data sheet is not implied. Exposure to absolute maximum stress rating conditions may affect device reliability.

Table 5-1 Operating Range

Range	Ambient Temperature	Voltage
Standard Temperature	0°C to 70°C	4.5-5.5V
Extended Temperature	-40°C to 85°C	

Table 5-2 Absolute maximum power pin stress ratings

Parameter	Symbol	Min	Max	Unit
Power Supply Input	VDD- VSS	-0.3	5.5	V
Voltage on any pin except VDD with respect to GND	VIN	-ss – 0.3	VDD +0.3	V

Table 5-3 Power Consumption

Capacity \ Mode	8 GB	16 GB	32 GB	64 GB	128 GB
Active (mA)	85	110	110	120	125
Standby (mA)	47	49	49	50	50

Note:

*All values are typical and may vary depending on flash configurations or host system settings.

**Active power is an average power measurement performed using CrystalDiskMark with 128KB sequential read/write transfers.

5.2 AC Characteristics

Table 5-4 AC Characteristics Full Speed

Parameter	Symbol	Min	Typ	Max	Unit
Rise Time	T_{FR}	4	—	20	ns
Fall Time	T_{FF}	4	—	20	ns
Differential Rise and Fall Time Matching	T_{FRFM}	90		111.11	%
Driver Output Resistance	Z_{DRV}	28	—	44	Ω

Table 5-5 AC Characteristics High Speed

Parameter	Symbol	Min	Typ	Max	Unit
Rise Time (10%~90%)	T_{HSR}	500	—	—	ps
Fall Time (10%~90%)	T_{HSF}	500	—	—	ps
Driver Output Resistance	Z_{HSDRV}	40.5	—	49.5	Ω

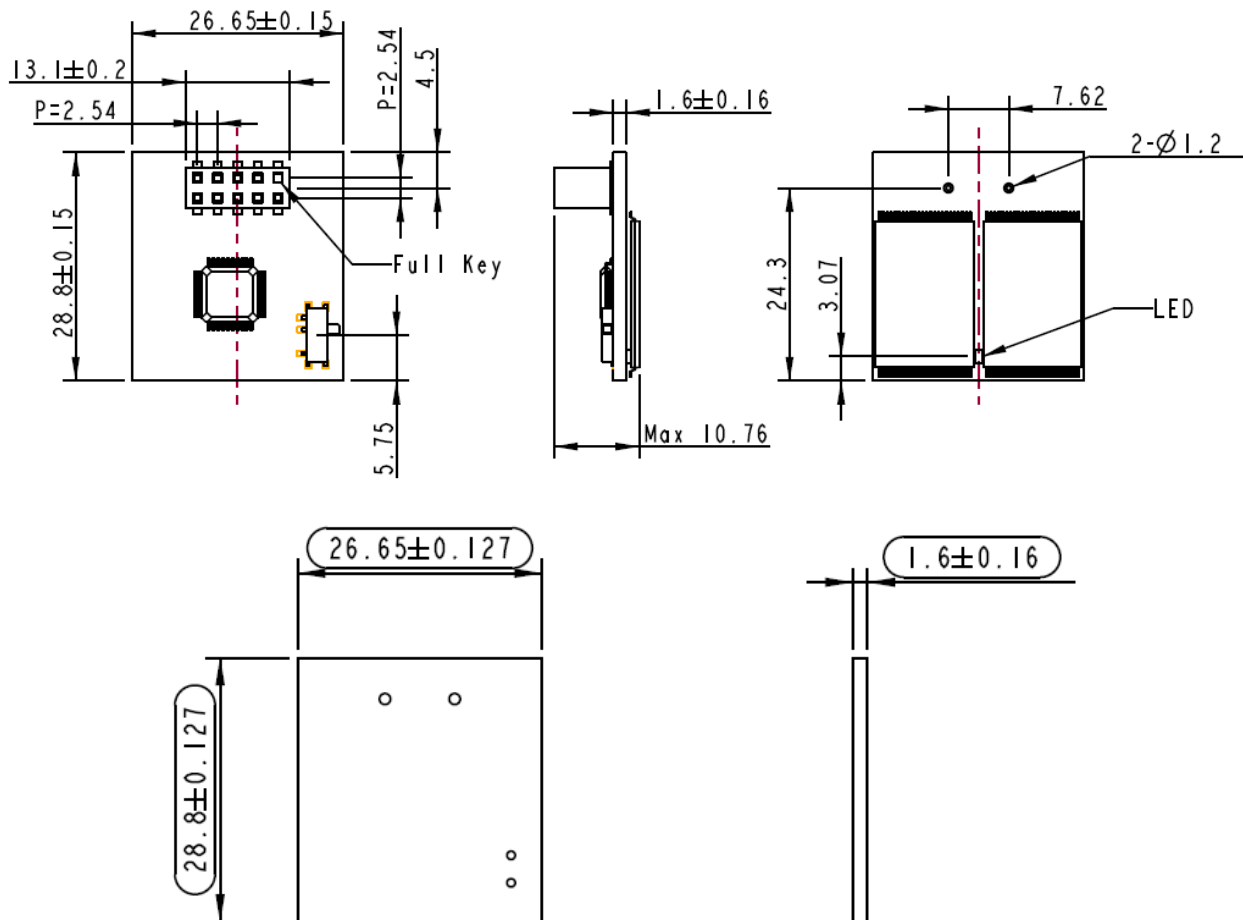
6. Physical Dimensions

6.1 Horizontal Design

6.1.1 Type A (STD 90D)

Standard 90 Degree

Length	28.8mm	Width	26.65mm	Height (Max)	10.76 mm
--------	--------	-------	---------	--------------	----------



Unit: mm
 Tolerance: ± 0.2

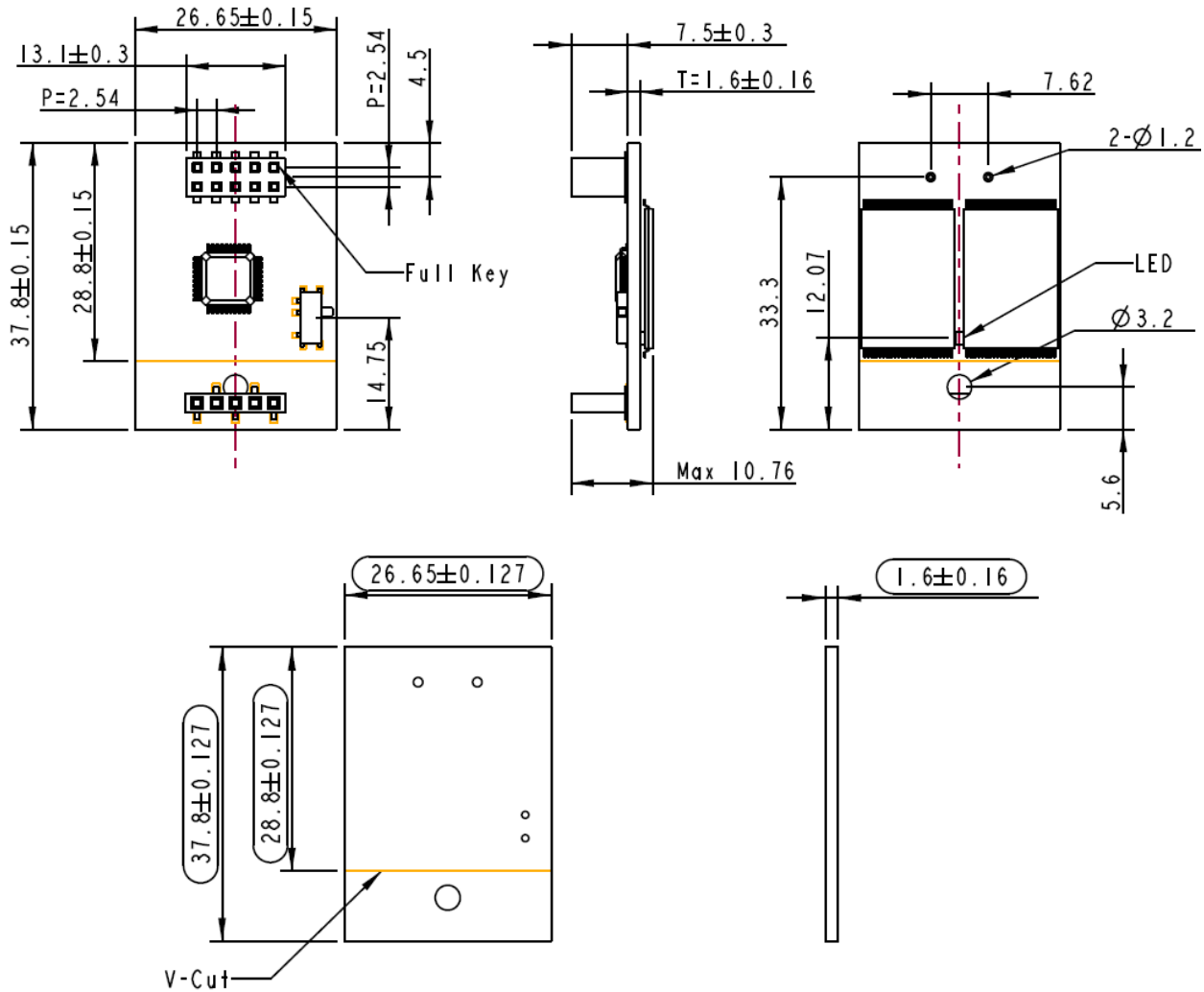
USB-Disk Module 2A-M AP-UMxxxGXxxx-4XXXXTM



6.1.2 Type B (STD 90D-MH)

Standard 90 Degree Mounting Header

Length	37.8mm	Width	26.65mm	Height (Max)	10.76 mm
--------	--------	-------	---------	--------------	----------



Unit: mm
Tolerance: ± 0.2

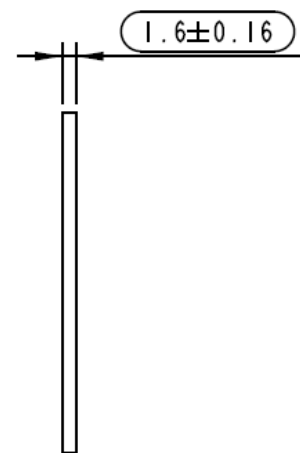
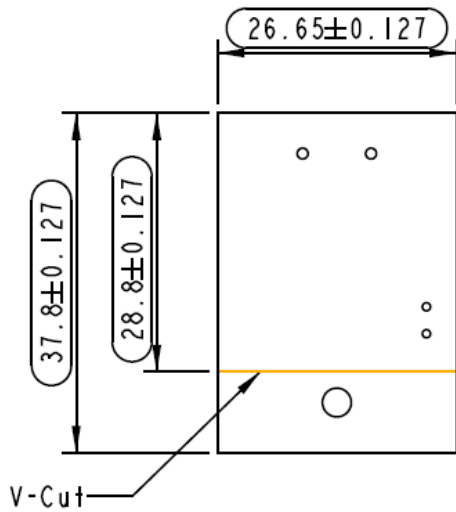
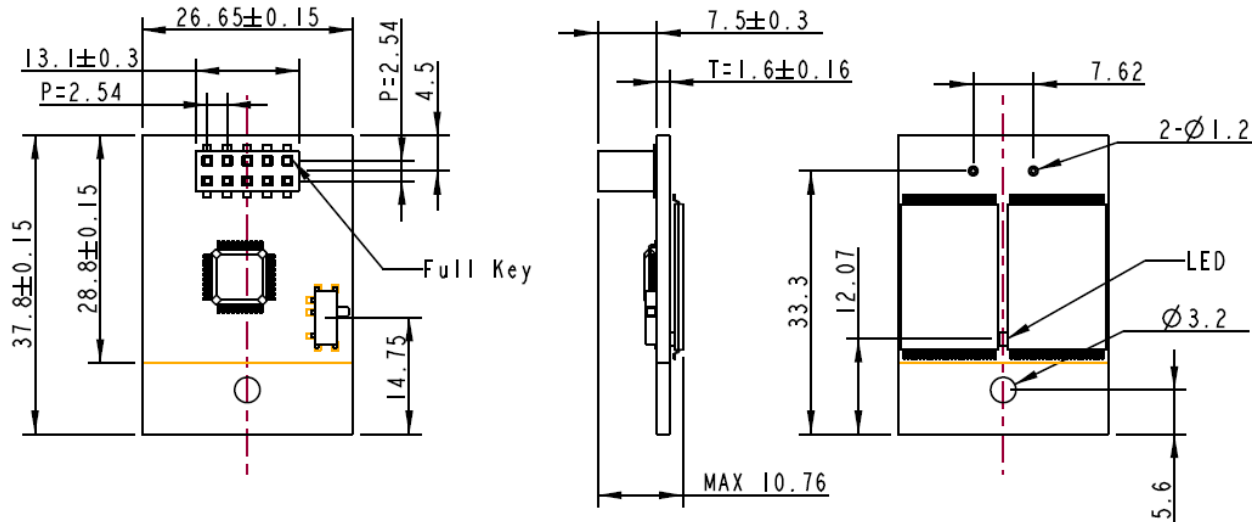
USB-Disk Module 2A-M AP-UMxxxGXxXXX-4XXXXTM



6.1.3 Type C (STD 90D-MS)

Standard 90 Degree Mounting Screw

Length	37.8mm	Width	26.65mm	Height (Max)	10.76 mm
--------	--------	-------	---------	--------------	----------



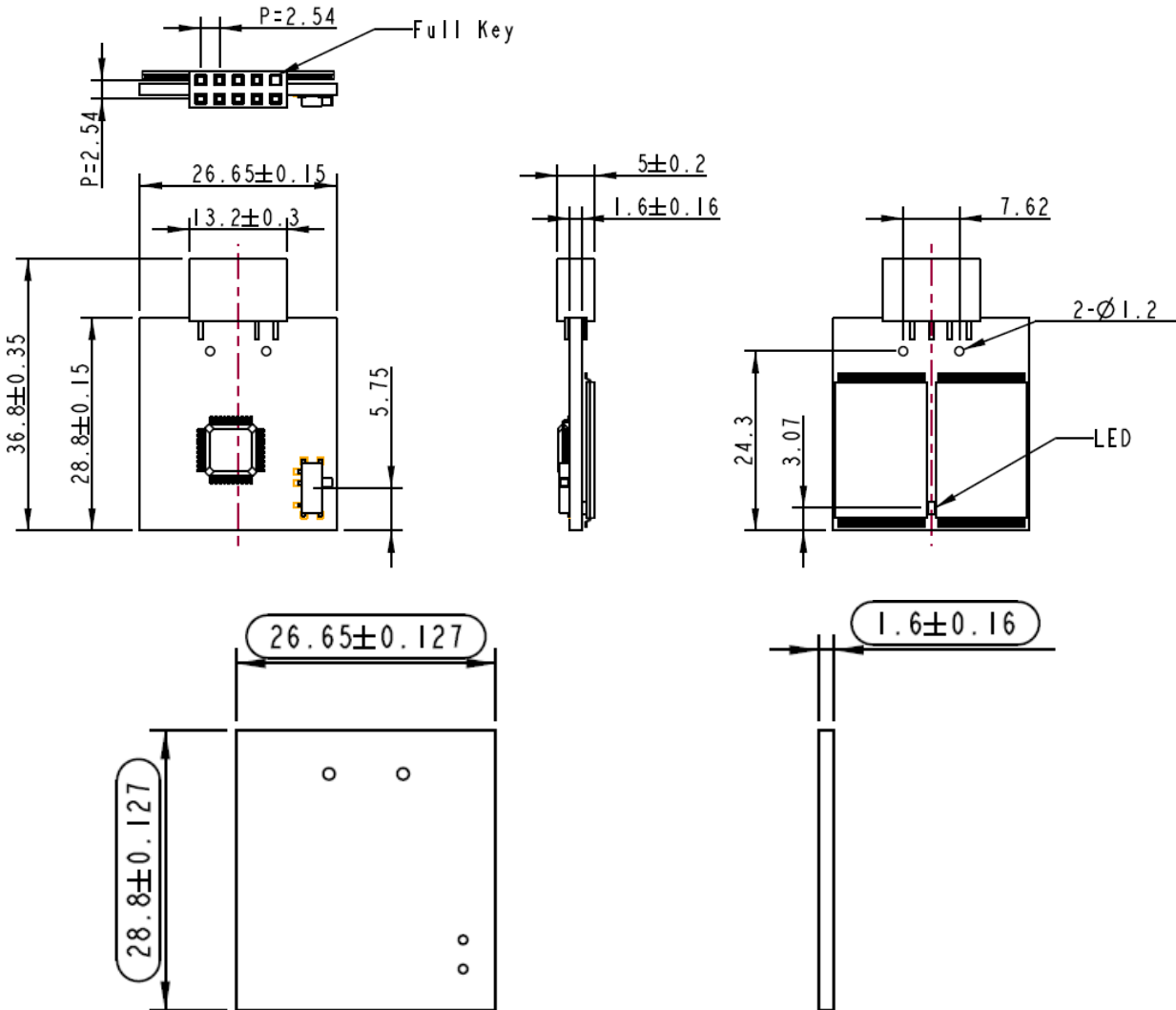
Unit: mm
Tolerance: ±0.2

6.2 Vertical Design

6.2.1 Type D (STD 180D)

Standard 180 Degree

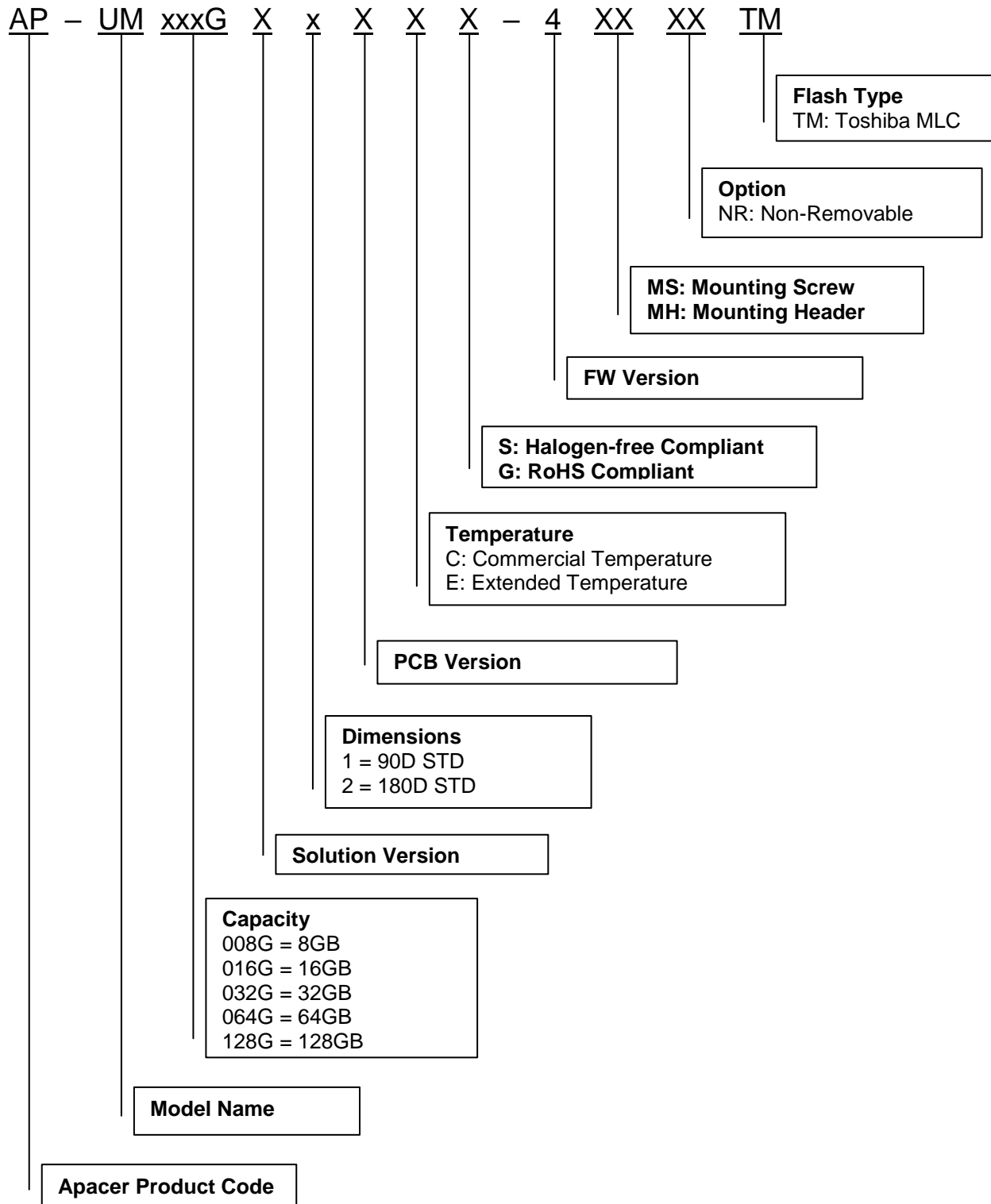
Length	36.8mm	Width	26.65mm	Height (Max)	5 mm
---------------	--------	--------------	---------	---------------------	------



Unit: mm Tolerance: ± 0.2

7. Product Ordering Information

7.1 Product Code Designations



7.2 Valid Combinations

7.2.1 Type A (STD 90D) Standard 90 Degree

Capacity	Standard Temperature	Extended Temperature
8GB	AP-UM008GA11CS-4TM	AP-UM008GA11ES-4TM
16GB	AP-UM016GA11CS-4TM	AP-UM016GA11ES-4TM
32GB	AP-UM032GA11CS-4TM	AP-UM032GA11ES-4TM
64GB	AP-UM064GA11CS-4TM	AP-UM064GA11ES-4TM
128GB	AP-UM128GA11CS-4TM	AP-UM128GA11ES-4TM

7.2.2 Type B (STD 90D-MH) Standard 90 Degree Mounting Header

Capacity	Standard Temperature	Extended Temperature
8GB	AP-UM008GA11CS-4MHTM	AP-UM008GA11ES-4MHTM
16GB	AP-UM016GA11CS-4MHTM	AP-UM016GA11ES-4MHTM
32GB	AP-UM032GA11CS-4MHTM	AP-UM032GA11ES-4MHTM
64GB	AP-UM064GA11CS-4MHTM	AP-UM064GA11ES-4MHTM
128GB	AP-UM128GA11CS-4MHTM	AP-UM128GA11ES-4MHTM

7.2.3 Type C (STD 90D-MS) Standard 90 Degree Mounting Screw

Capacity	Standard Temperature	Extended Temperature
8GB	AP-UM008GA11CS-4MSTM	AP-UM008GA11ES-4MSTM
16GB	AP-UM016GA11CS-4MSTM	AP-UM016GA11ES-4MSTM
32GB	AP-UM032GA11CS-4MSTM	AP-UM032GA11ES-4MSTM
64GB	AP-UM064GA11CS-4MSTM	AP-UM064GA11ES-4MSTM
128GB	AP-UM128GA11CS-4MSTM	AP-UM128GA11ES-4MSTM

7.2.4 Type D (STD 180D) Standard 180 Degree

Capacity	Standard Temperature	Extended Temperature
8GB	AP-UM008GA21CS-4TM	AP-UM008GA21ES-4TM
16GB	AP-UM016GA21CS-4TM	AP-UM016GA21ES-4TM
32GB	AP-UM032GA21CS-4TM	AP-UM032GA21ES-4TM
64GB	AP-UM064GA21CS-4TM	AP-UM064GA21ES-4TM
128GB	AP-UM128GA21CS-4TM	AP-UM128GA21ES-4TM

7.2.5 Type A (STD 90D) NR Standard 90 Degree

Capacity	Standard Temperature	Extended Temperature
8GB	AP-UM008GA11CS-4NRMTM	AP-UM008GA11ES-4NRMTM
16GB	AP-UM016GA11CS-4NRMTM	AP-UM016GA11ES-4NRMTM
32GB	AP-UM032GA11CS-4NRMTM	AP-UM032GA11ES-4NRMTM
64GB	AP-UM064GA11CS-4NRMTM	AP-UM064GA11ES-4NRMTM
128GB	AP-UM128GA11CS-4NRMTM	AP-UM128GA11ES-4NRMTM

7.2.6 Type B (STD 90D-MH) Standard 90 Degree Mounting Header

Capacity	Standard Temperature	Extended Temperature
8GB	AP-UM008GA11CS-4MHNRTM	AP-UM008GA11ES-4MHNRTM
16GB	AP-UM016GA11CS-4MHNRTM	AP-UM016GA11ES-4MHNRTM
32GB	AP-UM032GA11CS-4MHNRTM	AP-UM032GA11ES-4MHNRTM
64GB	AP-UM064GA11CS-4MHNRTM	AP-UM064GA11ES-4MHNRTM
128GB	AP-UM128GA11CS-4MHNRTM	AP-UM128GA11ES-4MHNRTM

7.2.7 Type C (STD 90D-MS) Standard 90 Degree Mounting Screw

Capacity	Standard Temperature	Extended Temperature
8GB	AP-UM008GA11CS-4MSNRTM	AP-UM008GA11ES-4MSNRTM
16GB	AP-UM016GA11CS-4MSNRTM	AP-UM016GA11ES-4MSNRTM
32GB	AP-UM032GA11CS-4MSNRTM	AP-UM032GA11ES-4MSNRTM
64GB	AP-UM064GA11CS-4MSNRTM	AP-UM064GA11ES-4MSNRTM
128GB	AP-UM128GA11CS-4MSNRTM	AP-UM128GA11ES-4MSNRTM

7.2.8 Type D (STD 180D) NR Standard 180 Degree

Capacity	Standard Temperature	Extended Temperature
8GB	AP-UM008GA21CS-4NRM	AP-UM008GA21ES-4NRM
16GB	AP-UM016GA21CS-4NRM	AP-UM016GA21ES-4NRM
32GB	AP-UM032GA21CS-4NRM	AP-UM032GA21ES-4NRM
64GB	AP-UM064GA21CS-4NRM	AP-UM064GA21ES-4NRM
128GB	AP-UM128GA21CS-4NRM	AP-UM128GA21ES-4NRM

Revision History

Revision	Description	Date
0.1	Preliminary release	4/6/2017
1.0	Official release	8/4/2017

Global Presence

Taiwan (Headquarters)	Apacer Technology Inc. 1F., No.32, Zhongcheng Rd., Tucheng Dist., New Taipei City 236, Taiwan R.O.C. Tel: 886-2-2267-8000 Fax: 886-2-2267-2261 amtsales@apacer.com
U.S.A.	Apacer Memory America, Inc. 46732 Lakeview Blvd., Fremont, CA 94538 Tel: 1-408-518-8699 Fax: 1-510-249-9551 sa@apacerus.com
Japan	Apacer Technology Corp. 5F, Matsura Bldg., Shiba, Minato-Ku Tokyo, 105-0014, Japan Tel: 81-3-5419-2668 Fax: 81-3-5419-0018 jpservices@apacer.com
Europe	Apacer Technology B.V. Science Park Eindhoven 5051 5692 EB Son, The Netherlands Tel: 31-40-267-0000 Fax: 31-40-290-0686 sales@apacer.nl
China	Apacer Electronic (Shanghai) Co., Ltd Room D, 22/FL, No.2, Lane 600, JieyunPlaza, Tianshan RD, Shanghai, 200051, China Tel: 86-21-6228-9939 Fax: 86-21-6228-9936 sales@apacer.com.cn
India	Apacer Technologies Pvt Ltd, Unit No.201, "Brigade Corner", 7 th Block Jayanagar, Yediyur Circle, Bangalore – 560082, India Tel: 91-80-4152-9061 Fax: 91-80-4170-0215 sales_india@apacer.com